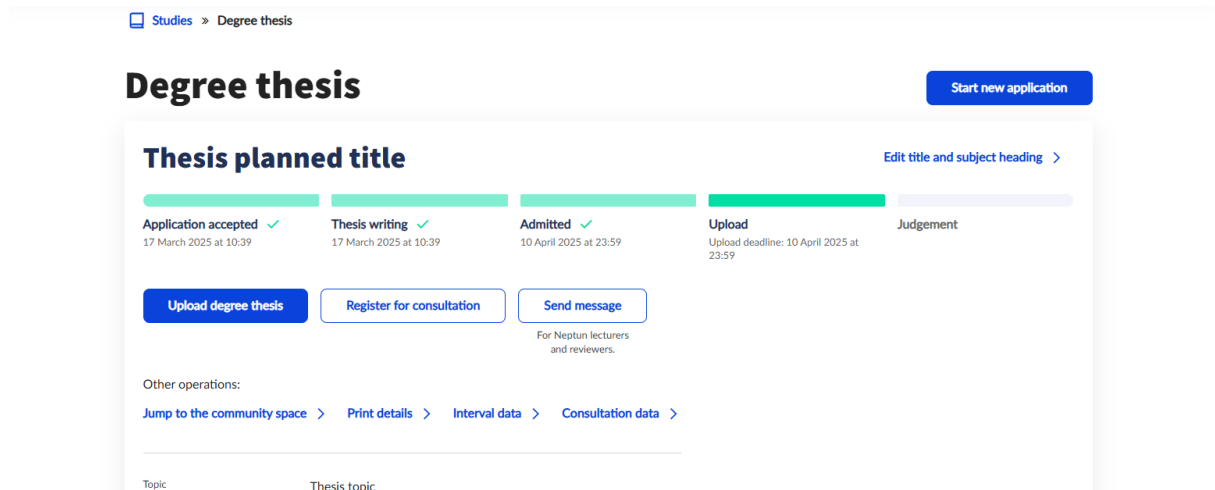
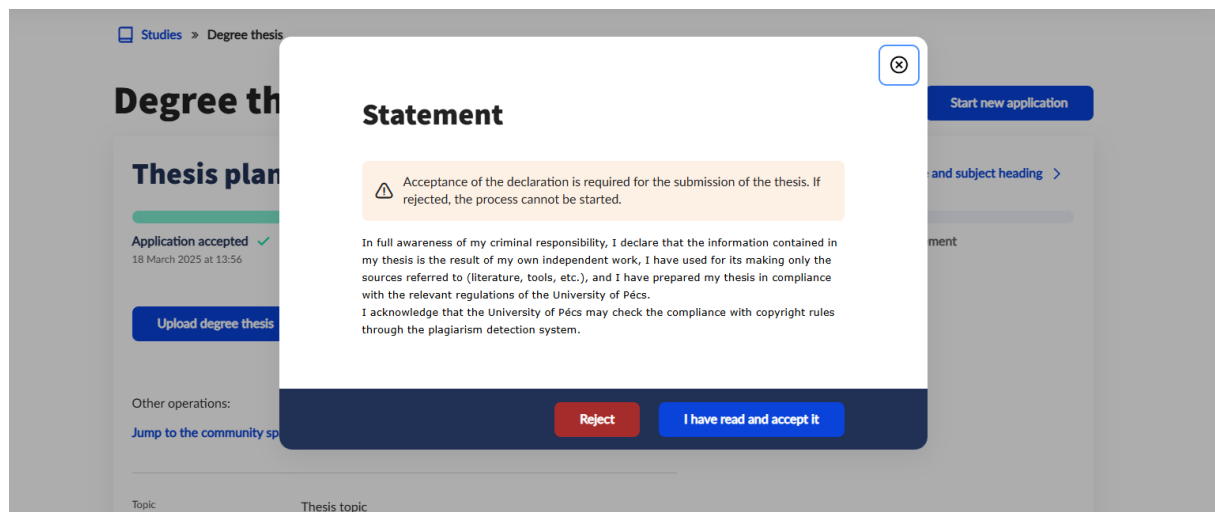


# Upload degree thesis to Neptun study system

The thesis can be uploaded under the "*Studies/Degree thesis*" section by clicking the "*Upload degree thesis*" button.



Before uploading your thesis, you must accept a statement, in which you declare that the uploaded thesis is your very own piece of work.



You must declare the confidentiality of your thesis.

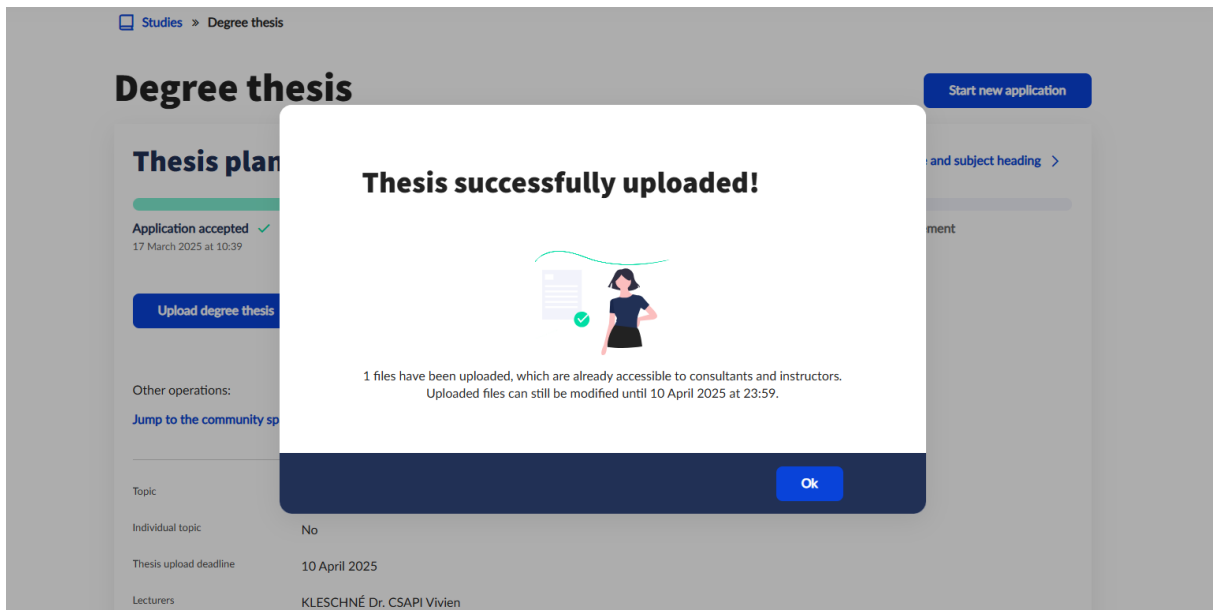
The screenshot shows a web interface for a degree thesis. A modal dialog box titled "Encryption" is centered on the screen. Below the title, it says "Thesis confidentiality statement". There are two radio button options: "Not confidential" (which is selected) and "Confidential". At the bottom of the dialog, there are "Back" and "Next" buttons. The background is a blurred view of the thesis management page, showing a progress bar and various navigation links.

After this you must give the **"Final title"** of your Thesis, fill out the **"Additional information"** section and then upload the Thesis and its Appendix in **PDF** form. The size of the file cannot exceed **50 MBs**.

The schema for naming the file: NEPTUNCODE\_SZD.PDF, where NEPTUNCODE must be replaced by the student's own NEPTUN code with all capital letters.

The screenshot shows the same web interface as before, but with a different modal dialog box titled "Upload degree thesis". Below the title, it says "Asterisked processes are mandatory." There are four input fields, each with a right-pointing chevron: "Final title \*", "Additional information \*", "Thesis / Dissertation \*", and "Thesis appendix". At the bottom of the dialog, there are "Back" and "Ready" buttons. The background is a blurred view of the thesis management page, showing a progress bar and various navigation links.

After filling out the required fields, click on **"Ready"** button. After this, your thesis will be successfully uploaded.



After successfully uploading the files, you can download the submitted thesis by clicking **"Download"**. If you wish to modify the submitted data or the uploaded files before the submission deadline, you can do so by clicking the **"Edit thesis"** button.

